SMD POWER INDUCTOR

L0.01XXX~L0.07XXX Series



Features

- Magnetically shielded with Ferrite core,space limited design for high density mouting
- Hign energy storage,low DCR and low power loss
- Excellent solderability,high beat resistance for reflow soldering
- For large current circuits due to its low DC resistance
- Excellent in terminal strength due to its high performance ferrite core material and solderability

Application

- Power Source circuits,DC/DC converters,DC/AC inverters,Scanner,CD-ROM,DVD
- Power supply for VTRs,OA equipment,LCD Monitor,Notebook,Mobile phone

STYLE 1

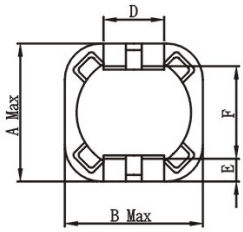

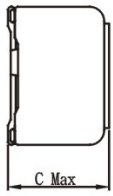

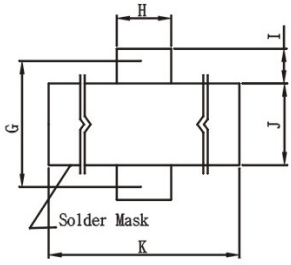

Recommended
Solder PAD Layout

L0.01XXX

MODEL NO.	INDUCTANCE L (μH±20%)	RATED CURRENT (Amps)	DCR R(Ω) Max
L0.01100.A10	10	1.68	0.072
L0.01120.A10	12	1.52	0.098
L0.01150.A10	15	1.33	0.130
L0.01180.A10	18	1.20	0.140
L0.01220.A10	22	1.07	0.190
L0.01270.A10	27	0.96	0.210
L0.01330.A10	33	0.91	0.240
L0.01390.A10	39	0.77	0.320
L0.01470.A10	47	0.76	0.360
L0.01560.A10	56	0.68	0.470
L0.01680.A10	68	0.61	0.520
L0.01820.A10	82	0.57	0.690
L0.01101.A10	100	0.50	0.790
L0.01121.A10	120	0.49	0.890
L0.01151.A10	150	0.43	1.270
L0.01181.A10	180	0.39	1.450
L0.01221.A10	220	0.35	1.650
L0.01271.A10	270	0.32	2.310
L0.01331.A10	330	0.28	2.620
L0.01391.A10	390	0.26	2.940
L0.01471.A10	470	0.24	4.180
L0.01561.A10	560	0.22	4.670
L0.01681.A10	680	0.19	5.730
L0.01821.A10	820	0.18	6.540
L0.01102.A10	1000	0.16	9.440

L0.02XXX

MODEL NO.	INDUCTANCE L (μH±20%)	RATED CURRENT (Amp)	DCR R(Ω) Max
L0.02100.A10	10	1.84	0.060
L0.02120.A10	12	1.71	0.070
L0.02150.A10	15	1.47	0.081
L0.02180.A10	18	1.31	0.091
L0.02220.A10	22	1.23	0.110
L0.02270.A10	27	1.12	0.150
L0.02330.A10	33	0.96	0.170
L0.02390.A10	39	0.91	0.230
L0.02470.A10	47	0.88	0.260
L0.02560.A10	56	0.75	0.350
L0.02680.A10	68	0.69	0.380
L0.02820.A10	82	0.61	0.430
L0.02101.A10	100	0.60	0.610
L0.02121.A10	120	0.52	0.660
L0.02151.A10	150	0.46	0.880
L0.02181.A10	180	0.42	0.980
L0.02221.A10	220	0.36	1.170
L0.02271.A10	270	0.34	1.640
L0.02331.A10	330	0.32	1.860
L0.02391.A10	390	0.29	2.850
L0.02560.A10	560	0.23	3.620
L0.02681.A10	680	0.22	4.630
L0.02821.A10	820	0.20	5.200
L0.02102.A10	1000	0.18	6.000

Unit: Inch/mm

PART NO.	Style	A	B	C	D	E	F	G	H	I	J	K
L0.01XXX.A10	1	.295	.295	.138	.079	.043	.200	.248	.118	.075	.177	.413
		7.50	7.50	3.50	2.00	1.10	5.08	6.30	3.00	1.91	4.50	10.50
L0.02XXX.A10	1	.295	.295	.177	.079	.043	.200	.248	.118	.075	.177	.413
		7.50	7.50	4.50	2.00	1.10	5.08	6.30	3.00	1.91	4.50	10.50

L0.03XXX

MODEL NO.	INDUCTANCE L (μH±20%)	RATED CURRENT (Amps)	DCR R(Ω) Max
L0.033R9.A10	3.9	6.50	0.015
L0.034R7.A10	4.7	5.70	0.018
L0.036R8.A10	6.8	4.90	0.023
L0.03100.A10	10	4.50	0.028
L0.03120.A10	12	4.00	0.038
L0.03150.A10	15	3.20	0.050
L0.03180.A10	18	3.10	0.057
L0.03220.A10	22	2.90	0.066
L0.03270.A10	27	2.80	0.080
L0.03330.A10	33	2.70	0.097
L0.03390.A10	39	2.10	0.132
L0.03470.A10	47	1.90	0.150
L0.03560.A10	56	1.80	0.190
L0.03680.A10	68	1.50	0.220
L0.03820.A10	82	1.30	0.260
L0.03101.A10	100	1.20	0.308
L0.03121.A10	120	1.10	0.380
L0.03151.A10	150	0.95	0.530
L0.03181.A10	180	0.85	0.620
L0.03221.A10	220	0.80	0.700
L0.03271.A10	270	0.60	0.876
L0.03331.A10	330	0.50	0.990

L0.04XXX

MODEL NO.	INDUCTANCE L (μH±20%)	RATED CURRENT (Amps)	DCR R(Ω) Max
L0.04100.A10	10	4.00	0.025
L0.04120.A10	12	3.50	0.027
L0.04150.A10	15	3.30	0.030
L0.04180.A10	18	3.00	0.038
L0.04220.A10	22	2.80	0.045
L0.04270.A10	27	2.30	0.055
L0.04330.A10	33	2.10	0.063
L0.04390.A10	39	2.00	0.075
L0.04470.A10	47	1.80	0.085
L0.04560.A10	56	1.70	0.110
L0.04680.A10	68	1.50	0.120
L0.04820.A10	82	1.40	0.140
L0.04101.A10	100	1.30	0.165
L0.04121.A10	120	1.10	0.195
L0.04151.A10	150	1.00	0.250
L0.04181.A10	180	0.90	0.290
L0.04221.A10	220	0.80	0.400
L0.04271.A10	270	0.75	0.460
L0.04331.A10	330	0.68	0.510
L0.04391.A10	390	0.65	0.690
L0.04471.A10	470	0.58	0.770
L0.04561.A10	560	0.54	0.880
L0.04681.A10	680	0.48	1.200
L0.04821.A10	820	0.43	1.340
L0.04102.A10	1000	0.40	1.530

L0.05XXX

MODEL NO.	INDUCTANCE L (μH±20%)	RATED CURRENT (Amps)	DCR R(Ω) Max
L0.052R4.A10	2.4	8.00	0.012
L0.054R7.A10	4.7	6.80	0.016
L0.057R6.A10	7.6	5.90	0.020
L0.05100.A10	10	5.40	0.022
L0.05120.A10	12	4.90	0.025
L0.05150.A10	15	4.50	0.027
L0.05180.A10	18	3.90	0.039
L0.05220.A10	22	3.60	0.043
L0.05270.A10	27	3.40	0.046
L0.05330.A10	33	3.00	0.065
L0.05390.A10	39	2.75	0.073
L0.05470.A10	47	2.50	0.100

STYLE 2

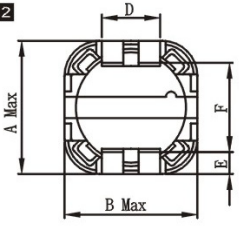

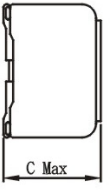

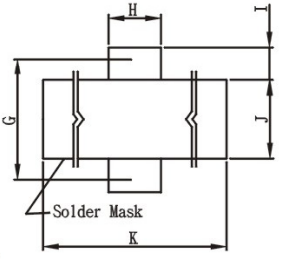

Recommended
Solder PAD Layout

Unit: Inch/mm

PART NO.	Style	A	B	C	D	E	F	G	H	I	J	K
L0.03XXX.A10	2	.492	.492	.177	.197	.079	.299	.393	.236	.118	.276	.709
		12.50	12.50	4.50	5.00	2.00	7.60	10.00	6.00	3.00	7.00	18.00
L0.04XXX.A10	2	.492	.492	.244	.197	.079	.299	.394	.236	.118	.276	.710
		12.50	12.50	6.20	5.00	2.00	7.60	10.00	6.00	3.00	7.00	18.00
L0.05XXX.A10	2	.492	.492	.315	.197	.079	.299	.394	.236	.118	.276	.711
		12.50	12.50	8.00	5.00	2.00	7.60	10.00	6.00	3.00	7.00	18.00

L0.06XXX

STYLE 3

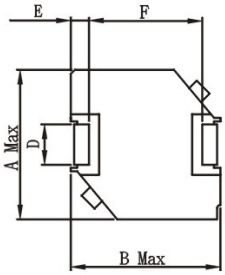

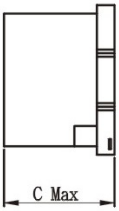

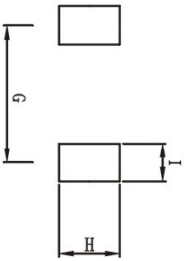

Recommended
Solder PAD Layout

MODEL NO.	INDUCTANCE L (μH±20%)	RATED CURRENT (Amps)	DCR R(Ω) Max
L0.06100.A20	10	1.00	0.140
L0.06120.A20	12	0.94	0.160
L0.06150.A20	15	0.86	0.180
L0.06180.A20	18	0.78	0.250
L0.06220.A20	22	0.76	0.320
L0.06270.A20	27	0.64	0.360
L0.06330.A20	33	0.61	0.410
L0.06390.A20	39	0.53	0.470
L0.06470.A20	47	0.50	0.510
L0.06560.A20	56	0.46	0.720
L0.06680.A20	68	0.42	0.820
L0.06820.A20	82	0.40	0.900
L0.06101.A20	100	0.36	0.950
L0.06121.A20	120	0.32	1.100
L0.06151.A20	150	0.28	1.250
L0.06181.A20	180	0.26	1.300
L0.06221.A20	220	0.24	1.550
L0.06271.A20	270	0.22	2.100

L0.07XXX

MODEL NO.	INDUCTANCE L (μH±20%)	RATED CURRENT (Amps)	DCR R(Ω) Max
L0.07100.A20	10	1.65	0.070
L0.07120.A20	12	1.50	0.080
L0.07150.A20	15	1.34	0.090
L0.07180.A20	18	1.22	0.110
L0.07220.A20	22	1.10	0.120
L0.07270.A20	27	1.00	0.170
L0.07330.A20	33	0.90	0.190
L0.07390.A20	39	0.83	0.210
L0.07470.A20	47	0.75	0.240
L0.07560.A20	56	0.69	0.320
L0.07680.A20	68	0.63	0.370
L0.07820.A20	82	0.57	0.400
L0.07101.A20	100	0.52	0.540
L0.07121.A20	120	0.47	0.620
L0.07151.A20	150	0.42	0.860
L0.07181.A20	180	0.38	0.970
L0.07221.A20	220	0.35	1.310
L0.07271.A20	270	0.31	1.460

Unit: Inch/mm

PART NO.	Style	A	B	C	D	E	F	G	H	I	J	K
L0.06XXX.A20	3	.291	.291	.150	.079	.035	.220	.256	.118	.075		
		7.40	7.40	3.80	2.00	0.85	5.60	6.50	3.00	1.91		
L0.07XXX.A20	3	.291	.291	.205	.079	.035	.220	.256	.118	.075		
		7.40	7.40	5.20	2.00	0.85	5.60	6.50	3.00	1.91		