SMD POWER INDUCTOR

L0.41XXX~L0.47XXX Series

Features

- Magnetically shielded with alloy Ferrite core
- Self-leads,space limited design for high density mounting
- Hign energy storage and low DCR
- Suitable to make high current with speed-up of super thin type & low loss
- By art fine rectangular magnet wire of construction,attained are both the Miniaturization and the High Current Use

Application

- DC/DC Converter(Especially for CPU,Memory, FDD and CD-Rom of Notebook type PC and Power Supply to the peripheral IC)
- Power Source circuits,DC/DC converters,DC/AC inverters,EMI filter,Server,Centrino Notebook, Desktop PC

L0.41XXX

MODEL NO.	INDUCTANCE L (μH±20%)	RATED CURRENT (Amps)	DCR R(Ω) Max
L0.410R2.A00	0.20	24.0	3.0
L0.410R3.A00	0.33	20.0	3.9
L0.410R5.A00	0.47	17.5	4.2
L0.410R7.A00	0.68	15.5	5.5
L0.411R0.A00	1.0	11.0	10.0
L0.411R5.A00	1.5	9.0	15.0
L0.412R2.A00	2.2	8.0	20.0
L0.413R3.A00	3.3	6.0	30.0
L0.414R7.A00	4.7	5.5	40.0

L0.42XXX

MODEL NO.	INDUCTANCE L (μH±20%)	RATED CURRENT (Amps)	DCR R(Ω) Max
L0.420R1.A00	0.10	20.0	1.7
L0.420R2.A00	0.20	15.0	3.5
L0.420R4.A00	0.40	10.0	5.0
L0.420R6.A00	0.60	8.0	5.5
L0.420R8.A00	0.80	7.0	8.5
L0.421R0.A00	1.0	6.0	17.0
L0.421R5.A00	1.5	5.0	20.0

L0.43XXX

MODEL NO.	INDUCTANCE L (μH±20%)	RATED CURRENT (Amps)	DCR R(Ω) Max
L0.430R5.A00	0.47	38	1.3
L0.430R7.A00	0.68	34	1.7
L0.431R0.A00	1.0	29	2.5
L0.431R5.A00	1.5	23	4.1
L0.432R2.A00	2.2	20	5.5
L0.433R3.A00	3.3	15	9.2
L0.434R7.A00	4.7	12	15.0
L0.436R8.A00	6.8	11	18.5
L0.43100.A00	10.0	9.0	25.5

L0.44XXX

MODEL NO.	INDUCTANCE L (μH±20%)	RATED CURRENT (Amps)	DCR R(Ω) Max
L0.440R5.A00	0.47	39.0	1.2
L0.440R7.A00	0.68	35.0	1.6
L0.441R0.A00	1.0	32.0	2.0
L0.441R5.A00	1.5	27.0	3.0
L0.442R2.A00	2.2	22.0	4.2
L0.443R3.A00	3.3	18.0	6.8
L0.444R7.A00	4.7	13.5	11.2

L0.45XXX

MODEL NO.	INDUCTANCE L (μH±20%)	RATED CURRENT (Amps)	DCR R(Ω) Max
L0.450R2.A20	0.2	19.0	1.70
L0.450R3.A20	0.3	17.7	2.40
L0.450R5.A20	0.5	13.0	4.10
L0.450R8.A20	0.8	11.2	5.30
L0.451R2.A20	1.2	9.0	7.50
L0.451R5.A20	1.5	7.8	10.50
L0.452R0.A20	2.0	7.4	12.40
L0.452R5.A20	2.5	6.2	18.00
L0.453R0.A20	3.0	4.9	23.80

L0.46XXX

MODEL NO.	INDUCTANCE L (μH±20%)	RATED CURRENT (Amps)	DCR R(Ω) Max
L0.461R2.A20	1.0	16.5	2.5
L0.461R8.A20	1.8	15.3	3.4
L0.462R8.A20	2.8	12.3	5.4
L0.464R0.A20	4.0	9.9	8.0
L0.465R6.A20	5.6	8.2	11.4
L0.467R2.A20	7.2	7.6	13.5

L0.47XXX

MODEL NO.	INDUCTANCE L (μH±20%)	RATED CURRENT (Amps)	DCR R(Ω) Max
L0.470R3.A20	0.3	18.5	1.90
L0.470R6.A20	0.7	17.0	2.50
L0.471R2.A20	1.2	15.0	3.70
L0.471R8.A20	1.8	10.5	6.60
L0.472R7.A20	2.7	8.0	10.80
L0.473R6.A20	3.6	7.5	12.00
L0.474R8.A20	4.8	7.0	16.30
L0.476R0.A20	6.0	6.5	18.40

STYLE 1

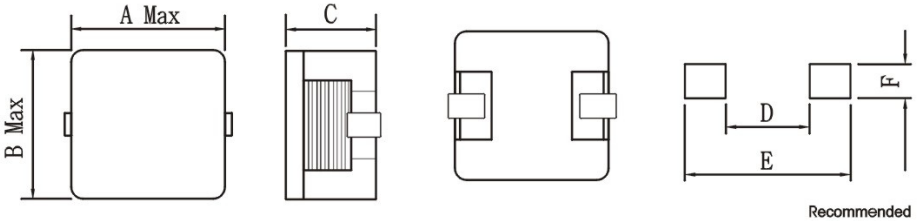

Recommended
Solder PAD Layout

STYLE 2

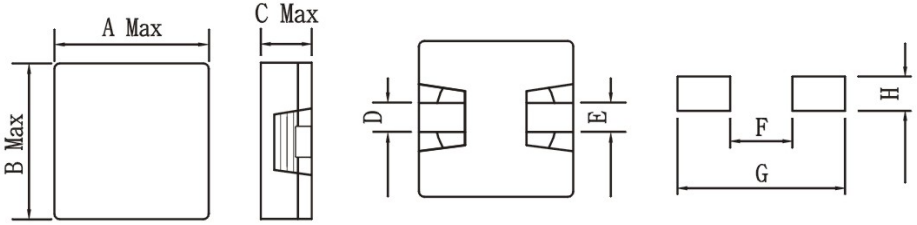

STYLE 3

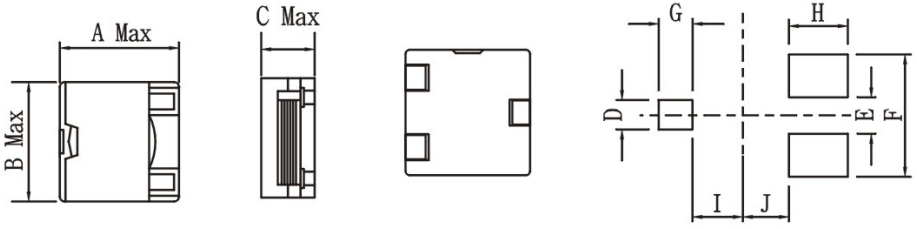

Unit: Inch/mm

PART NO.	Style	A	B	C	D	E	F	G	H	I	J
L0.41XXX.A21	1	.295	.276	.118 ± 0.019	.142	.295	.069				
		8.0	7.5	3.0 ± 0.5	3.71	7.37	3.43				
L0.42XXX.A21	1	.295	.276	.157 ± 0.019	.142	.295	.069				
		8.0	7.5	4.00 ± 0.5	3.71	7.37	3.43				
L0.43XXX.A21	2	.503	.503	.165	.094	094	.201	.543	.110		
		14.5	13.5	5.0	2.40	2.40	7.87	13.76	4.95		
L0.44XXX.A21	2	.503	.503	.197	.094	094	.201	.543	.110		
		14.5	13.5	6.5	2.40	2.40	7.87	13.76	4.95		
L0.45XXX.A20	3	.409	.409	.197	.079	.098	.335	.083	.047	.150	.114
		10.4	10.4	5.6	2.00	2.50	8.50	2.10	1.20	3.80	2.90
L0.46XXX.A20	3	.492	.492	.197	.118	.157	.394	.104	.104	.165	.157
		12.9	12.9	5.7	3.00	4.00	10.00	2.65	2.65	4.20	4.00
L0.47XXX.A20	3	.512	.520	.224	.118	.157	.394	.126	.126	.150	.150
		13.9	13.9	5.0	2.60	4.40	10.00	3.20	3.20	9.00	4.00