SMD POWER INDUCTOR

L0.11XXX~L0.16XXX Series



Features

- Self-leads,space limited design for high density mounting
- Excellent solderability on high energy(heat) storage for reflow and low DCR for large current

Application

- Power Source circuits(Battery charge circuits), DC/DC converters,DC/AC inverters,Notebook, CRT & LCD monitor/TV,Printer,PDA,Digital still camera(DSC),Power amplifiers,Switching regulators,Noise EMI/RFI filters,OA equipment

L0.11XXX / L0.12XXX / L0.13XXX

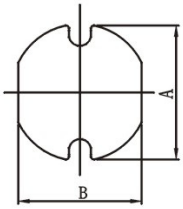

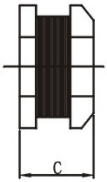

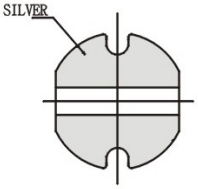

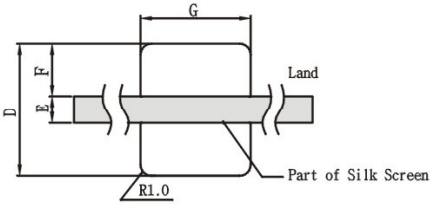

Recommended
Solder PAD Layout

MODEL NO.	INDUCTANCE L (μH±20%)	RATED CURRENT (Amps)	DCR R(Ω) Max
L0.111R0.A00	1.0	3.30	0.048
L0.111R4.A00	1.4	2.80	0.056
L0.111R8.A00	1.8	2.45	0.063
L0.112R2.A00	2.2	2.21	0.071
L0.112R7.A00	2.7	2.00	0.078
L0.113R3.A00	3.3	1.81	0.086
L0.113R9.A00	3.9	1.66	0.093
L0.114R7.A00	4.7	1.51	0.108
L0.115R6.A00	5.6	1.40	0.125
L0.116R8.A00	6.8	1.26	0.131
L0.118R2.A00	8.2	1.14	0.146
L0.11100.A00	10	1.04	0.182
L0.11120.A00	12	0.97	0.210
L0.11150.A00	15	0.85	0.235
L0.11180.A00	18	0.74	0.338
L0.11220.A00	22	0.68	0.378
L0.11270.A00	27	0.62	0.522
L0.11330.A00	33	0.56	0.540
L0.12100.A00	10	1.44	0.100
L0.12120.A00	12	1.40	0.120
L0.12150.A00	15	1.30	0.140
L0.12180.A00	18	1.23	0.150
L0.12220.A00	22	1.11	0.180
L0.12270.A00	27	0.97	0.200
L0.12330.A00	33	0.88	0.230
L0.12390.A00	39	0.80	0.320
L0.12470.A00	47	0.72	0.370
L0.12560.A00	56	0.68	0.420
L0.12680.A00	68	0.61	0.460
L0.12820.A00	82	0.58	0.600
L0.12101.A00	100	0.52	0.700
L0.12121.A00	120	0.48	0.930
L0.12151.A00	150	0.40	1.100
L0.12181.A00	180	0.38	1.380
L0.12221.A00	220	0.35	1.570
L0.13100.A00	10	1.44	0.081
L0.13120.A00	12	1.39	0.089
L0.13150.A00	15	1.24	0.104
L0.13180.A00	18	1.12	0.111
L0.13220.A00	22	1.07	0.129
L0.13270.A00	27	0.94	0.153
L0.13330.A00	33	0.85	0.170
L0.13390.A00	39	0.74	0.217
L0.13470.A00	47	0.68	0.252
L0.13560.A00	56	0.64	0.282
L0.13680.A00	68	0.59	0.332
L0.13820.A00	82	0.54	0.406
L0.13101.A00	100	0.51	0.481
L0.13121.A00	120	0.49	0.536
L0.13151.A00	150	0.40	0.755
L0.13181.A00	180	0.36	1.022
L0.13221.A00	220	0.31	1.200
L0.13271.A00	270	0.29	1.306
L0.13331.A00	330	0.28	1.495

Unit: Inch/mm

PART NO.	A	B	C	D	E	F	G
L0.11XXX.A00	.177 ± .012	.158 ± .012	.126 ± .012	0.197	0.059	0.069	0.177
	4.50 ± 0.30	4.00 ± 0.30	3.20 ± 0.30	5.0	1.5	1.75	4.5
L0.12XXX.A00	.228 ± .012	.205 ± .012	.177 ± .014	0.236	0.067	0.085	0.217
	5.80 ± 0.30	5.20 ± 0.30	4.50 ± 0.35	6.0	1.7	2.15	5.5
L0.13XXX.A00	.307 ± .012	.276 ± .012	.140 ± .020	0.315	0.079	0.118	0.295
	7.80 ± 0.30	7.30 ± 0.30	3.50 ± 0.50	8.0	2.0	3.00	7.5

L0.14XXX / L0.15XXX / L0.16XXX

MODEL NO.	INDUCTANCE L (μH±20%)	RATED CURRENT (Amps)	DCR R(Ω) Max
L0.14100.A00	10	2.30	0.070
L0.14120.A00	12	2.00	0.080
L0.14150.A00	15	1.80	0.090
L0.14180.A00	18	1.60	0.100
L0.14220.A00	22	1.50	0.110
L0.14270.A00	27	1.30	0.120
L0.14330.A00	33	1.20	0.130
L0.14470.A00	47	1.00	0.180
L0.14560.A00	56	0.94	0.240
L0.14680.A00	68	0.85	0.280
L0.14820.A00	82	0.78	0.370
L0.14101.A00	100	0.72	0.430
L0.14121.A00	120	0.66	0.470
L0.14151.A00	150	0.58	0.640
L0.14221.A00	220	0.49	0.960
L0.14331.A00	330	0.40	1.260
L0.14391.A00	390	0.36	1.770
L0.14471.A00	470	0.34	1.960
L0.15100.A00	10	2.38	0.053
L0.15120.A00	12	2.13	0.061
L0.15150.A00	15	1.87	0.070
L0.15180.A00	18	1.73	0.081
L0.15220.A00	22	1.60	0.088
L0.15330.A00	33	1.26	0.120
L0.15470.A00	47	1.10	0.170
L0.15560.A00	56	1.01	0.199
L0.15680.A00	68	0.91	0.223
L0.15820.A00	82	0.85	0.252
L0.15101.A00	100	0.74	0.344
L0.15121.A00	120	0.69	0.396
L0.15181.A00	180	0.56	0.621
L0.15221.A00	220	0.53	0.721
L0.15331.A00	330	0.42	1.100
L0.15471.A00	470	0.35	1.526
L0.15561.A00	560	0.32	1.904
L0.16100.A00	10	2.60	0.060
L0.16120.A00	12	2.45	0.070
L0.16150.A00	15	2.27	0.080
L0.16220.A00	22	1.95	0.100
L0.16330.A00	33	1.50	0.120
L0.16390.A00	39	1.37	0.140
L0.16470.A00	47	1.28	0.170
L0.16560.A00	56	1.17	0.190
L0.16680.A00	68	1.11	0.220
L0.16820.A00	82	1.00	0.250
L0.16101.A00	100	0.97	0.350
L0.16121.A00	120	0.89	0.400
L0.16151.A00	150	0.78	0.470
L0.16221.A00	220	0.66	0.730
L0.16271.A00	270	0.57	0.970
L0.16331.A00	330	0.52	1.150
L0.16471.A00	470	0.42	1.480
L0.16561.A00	560	0.33	1.900
L0.16821.A00	820	0.24	2.550

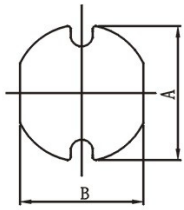

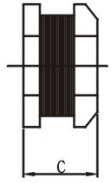

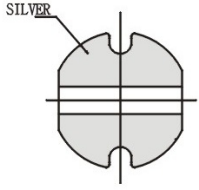

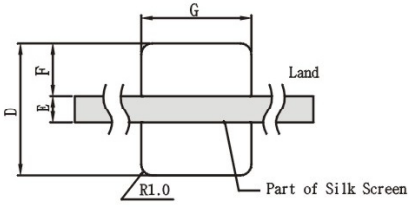

Recommended
Solder PAD Layout

Unit: Inch/mm

PART NO.	A	B	C	D	E	F	G
L0.14XXX.A00	.307 ± .012	.276 ± .012	.199 ± .020	0.315	0.079	0.118	0.295
	7.80 ± 0.30	7.30 ± 0.30	5.08 ± 0.50	8.0	2.0	3.00	7.5
L0.15XXX.A00	.394 ± .012	.354 ± .012	.158 ± .020	0.394	0.098	0.148	0.374
	10.0 ± 0.30	9.00 ± 0.30	4.00 ± 0.50	10.0	2.5	3.75	9.5
L0.16XXX.A00	.394 ± .016	.354 ± .016	.213 ± .016	0.394	0.098	0.148	0.374
	10.0 ± 0.40	9.00 ± 0.40	5.40 ± 0.40	10.0	2.5	3.75	9.5

SMD POWER INDUCTOR

L0.21XXX~L0.29XXX Series

Features

- Magnetically shielded for high density mouting
- Reliable mouting design with flat surface on PCB
- Well-seen soldering condition on mouting

Application

- PDA, Notebook, Step-up & step-down converters, Flash memory program, HDD